



TORINO

SANREMO

Torino



Torino

LED LIGHTING OF THE WORKING AREA

Allows to effectively work in any light condition (optional)



SED VERSION

Guarantees an electronic dosing system through the button panel



SAP VERSION

Allows the semi-automatic programming of doses



GROUP SR 61

Optimized to maintain the ideal coffee extraction temperature



Characteristics



ELECTRONIC AUTO-LEVEL
Through an electronic level probe the boiler is automatically filled and maintained to the right filling level.



PUMP PRESSURE GAUGE
Allows to control the distribution pressure.



ACTIVATED ELECTRONIC PRE-INFUSION
Management of the delayed activation of water solenoid in the first phase of brewing.



GROUP SR 61
Chromed brass grouphead with thermosiphonic circulation system optimized to maintain the ideal coffee extraction temperature.



BOILER PRESSURE GAUGE
Allows to control the boiler pressure.



EASY SERVICE
Fast access to the internal parts for quick and easy technical service.



AUTOMATIC CLEANING CYCLE
Process to clean the coffee groups.



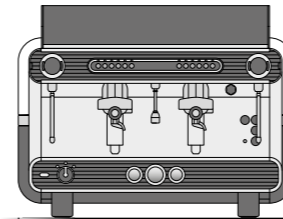
Torino
Download the catalog

SANREMO

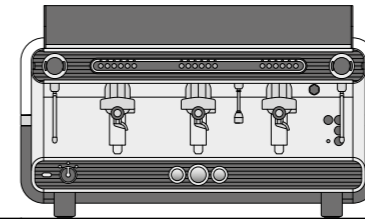
COFFEEMACHINES



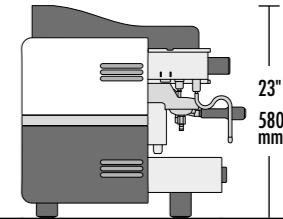
Versions



31" / 780 mm



40" / 1010 mm



23' 1/4" / 590 mm

2 group SED/SAP

2 steam taps
1 water tap
1 one-cup filter holder
2 two-cup filter holders

3 group SED/SAP

2 steam taps
1 water tap
1 one-cup filter holder
3 two-cup filter holders

Colours

	Black	RAL 9005
	White	RAL 9003
	White Matte black	RAL 9003 9005
	White Red	RAL 9003 3002



Optional



LED LIGHTING OF THE WORK AREA
Allows efficient working in any condition of environmental lighting.



EXTERNAL VOLUMETRIC PUMP



CUP WARMER
Dedicated resistor to keep all the cups at the optimal temperature.



NAKED FILTER HOLDERS



COMPETITION FILTERS
Exclusive Sanremo design, with shape and volume designed to capture the best coffee aromas and fragrances.



ENHANCED RESISTANCE



Technical data

		2 group	3 group
voltage	V	220-240 1N	380-415 3N
power input	kW	3.15	5.35
steam boiler capacity	lt	12.7	19
steam boiler power	kW	2.7	5.1
pump power	kW	0.15	0.15
net weight	lb / kg	139 / 63	196 / 89
gross weight (with shipping crate)	lb / kg	154 / 70	207 / 94

For more information about our
coffee machines please contact us
at export@sanremomachines.com



SANREMO
COFFEE MACHINES

SANREMO coffee machines s.r.l.
Via Giacomo Bortolan 52
31050 Vascon di Carbonera [TV] – ITALY
T +39 0422 448900
F +39 0422 448935
www.sanremomachines.com

Sanremo Coffee Machines s.r.l. has a certified Quality Management System
according to UNI EN ISO 9001:2015 standard.



RoHS